

	TOTAL VOTES	%	ELECTION DAY ABSENTEE VOTE	
PRECINCTS COUNTED (OF 45)	45	100.00		
REGISTERED VOTERS - TOTAL	63,234			
BALLOTS CAST - TOTAL	17,077		14,656	2,421
VOTER TURNOUT - TOTAL		27.01		
MAYOR AUBURN				
VOTE FOR NOT MORE THAN 1				
DANIEL ESCHENBACHER	277	43.08	277	0
JOHN D. McNALLY	360	55.99	360	0
WRITE-IN.	6	.93	6	0
MAYOR PINCONNING				
VOTE FOR NOT MORE THAN 1				
MICHAEL J. DURANCZYK.	214	51.57	214	0
WRITE-IN.	201	48.43	201	0
CITY COMMISSIONER WARD 1				
VOTE FOR NOT MORE THAN 1				
CHRISTOPHER SHANNON	398	97.79	289	109
WRITE-IN.	9	2.21	8	1
CITY COMMISSIONER WARD 3				
VOTE FOR NOT MORE THAN 1				
DENNIS W. BANASZAK	209	48.49	147	62
WENDY LEGNER	222	51.51	157	65
WRITE-IN.	0		0	0
CITY COMMISSIONER WARD 5				
VOTE FOR NOT MORE THAN 1				
MARYJANE GORNEY	624	97.05	373	251
WRITE-IN.	19	2.95	12	7
CITY COMMISSIONER WARD 7				
VOTE FOR NOT MORE THAN 1				
MARIE T. KURZER	464	96.67	313	151
WRITE-IN.	16	3.33	11	5
CITY COMMISSIONER WARD 9				
VOTE FOR NOT MORE THAN 1				
CHARLES M. BRUNNER	500	97.66	347	153
WRITE-IN.	12	2.34	10	2

	TOTAL VOTES	%	ELECTION DAY	ABSENTEE VOTE
CITY COMMISSIONER AUBURN				
VOTE FOR NOT MORE THAN 3				
GLEN ESCHENBACHER	308	19.51	308	0
RICHARD FLETCHER	370	23.43	370	0
SANDRA M. HENNING	309	19.57	309	0
ANN MACHELSKI	430	27.23	430	0
WRITE-IN.	162	10.26	162	0

CITY COUNCIL MEMBER ESSEXVILLE				
VOTE FOR NOT MORE THAN 2				
RONALD GRAHAM	292	48.99	292	0
WILLIAM HYDORN	297	49.83	297	0
WRITE-IN.	7	1.17	7	0

CITY COUNCIL MEMBER PINCONNING				
VOTE FOR NOT MORE THAN 3				
ROBERT K. HALL.	304	36.71	304	0
TONY PAWELSKI	221	26.69	221	0
LARRY SHUTE.	299	36.11	299	0
WRITE-IN.	4	.48	4	0

BAY CITY SCHOOLS BOND PROPOSAL 11-05 BAY CITY PUBLIC SCHOOLS				
VOTE FOR NOT MORE THAN 1				
YES	5,810	46.65	4,958	852
NO.	6,644	53.35	5,121	1,523

TOTALS INCLUDE City of Midland: Yes 4
 No 3

PINCONNING SCHOOLS BOND PROPOSAL PINCONNING AREA SCHOOLS				
VOTE FOR NOT MORE THAN 1				
YES	1,891	45.35	1,891	0
NO.	2,279	54.65	2,279	0

TOTALS INCLUDE Bentley Township: Yes 72
 No 180

WITH 1 OF 1 PRECINCTS REPORTING

01 = BALLOTS CAST

VOTES	PERCENT	PINCONNING SCHOOLS BOND PROPOSAL	PINCONNING AREA SCHOOLS	VOTES	PERCENT
4,181		VOTE FOR NOT MORE THAN 1			
		02 = YES		1,891	45.35
		03 = NO		2,279	54.65

	01	02	03
0032 CITY OF PINCONNING	453	280	165
0041 BEAVER TWP	36	16	20
0047 GARFIELD TOWNSHIP	610	209	401
0048 GIBSON TOWNSHIP	332	103	229
0066 MT. FOREST TOWNSHIP	496	164	332
0067 PINCONNING TWP	947	479	468
0094 FRASER TWP, PCT 1 & 2	1116	542	572
0098 KAWKAWLIN TWP, PCT. 2	191	98	92
TOTALS INCLUDE Bentley Township:	Yes 72		
	No 180		

BONDING PROPOSAL

Shall Pinconning Area Schools, Bay and Gladwin Counties, Michigan, borrow the sum of not to exceed Twenty-Three Million Five Hundred Eighty Thousand Dollars (\$23,580,000) and issue its general obligation unlimited tax bonds therefor, for the purpose of:

partially remodeling the Central, Linwood and Mt. Forest Elementary Schools; erecting, furnishing and equipping additions to and remodeling and refurbishing and re-equipping the middle school/high school building; acquiring and installing educational technology; constructing or acquiring and equipping a new bus maintenance facility; and acquiring buses; and developing and improving outdoor physical education fields and sites?

The following is for information purposes only:

The estimated millage that will be levied for the proposed bonds in 2006, under current law, is 5.05 mills (\$5.05 on each \$1,000 of taxable valuation). The maximum number of years the bonds may be outstanding, exclusive of any refunding, will not exceed thirty (30) years. The estimated simple average annual millage anticipated to be required to retire this bond debt is 3.82 mills (\$3.82 on each \$1,000 of taxable valuation).

(Pursuant to State law, expenditure of bond proceeds must be audited, and the proceeds cannot be used for repair or maintenance costs, teacher, administrator or employee salaries, or other operating expenses.)

WITH 1 OF 1 PRECINCTS REPORTING

VOTES PERCENT

VOTES PERCENT

01 = BALLOTS CAST

12,543

BAY CITY SCHOOLS BOND PROPOSAL 11-05 BAY CITY PUBLIC SCHOOLS

VOTE FOR NOT MORE THAN 1

02 = YES

5,810 46.65

03 = NO

6,644 53.35

01 02 03

0001 CITY OF AUBURN	653	321	310
0002 BAY CITY WARD 1, PCT 1	118	80	37
0003 BAY CITY WARD 1, PCT 2	178	97	81
0004 BAY CITY WARD 1, PCT 3	209	88	117
0005 BAY CITY WARD 2, PCT 1	100	57	42
0006 BAY CITY WARD 2, PCT 2	291	172	119
0007 BAY CITY WARD 2, PCT 3	318	235	82
0008 BAY CITY WARD 3, PCT 1	126	47	73
0009 BAY CITY WARD 3, PCT 2	109	48	57
0010 BAY CITY WARD 3, PCT 3	208	117	90
0011 BAY CITY WARD 4, PCT 1	105	47	58
0012 BAY CITY WARD 4, PCT 2	124	39	85
0013 BAY CITY WARD 4, PCT 3	220	78	142
0014 BAY CITY WARD 5, PCT 1	312	113	192
0017 BAY CITY WARD 6, PCT 1	182	93	89
0018 BAY CITY WARD 6, PCT 2	145	56	89
0019 BAY CITY WARD 6, PCT 3	177	62	115
0020 BAY CITY WARD 7, PCT 1	130	67	62
0025 BAY CITY WARD 8, PCT 3	237	142	95
0026 BAY CITY WARD 9, PCT 1	215	84	131
0027 BAY CITY WARD 9, PCT 2	184	89	91
0028 BAY CITY WARD 9, PCT 3	220	86	132
0041 BEAVER TWP	469	172	297
0044 FRANKENLUST TWP	609	333	273
0059 MERRITT TOWNSHIP	233	109	122
0082 MONITOR TWP AV	674	269	400
0090 BAY CITY WARD 5, PCT 2&3	522	175	339
0091 BAY CITY WARD 7, PCT 2&3	476	213	258
0092 BAY CITY WARD 8, PCT 1&2	270	135	134
0095 HAMPTON TWP. PRECINCT 3	366	141	221
0096 HAMPTON TOWNSHIP, PCT 4&6	385	174	210
0097 KAWKAWLIN TWP, PCT. 1 & 2	748	297	450
0099 MONITOR TOWNSHIP, PCT 1&6	311	171	140
0100 MONITOR TOWNSHIP, PCT 2&4	634	360	274
0101 MONITOR TOWNSHIP, PCT 3&5	647	321	326
0102 PORTSMOUTH TWP, PCT 1-2-3	732	292	440
0103 WILLIAMS TWP, PCT. 1-2-3	906	430	471

TOTALS INCLUDE City of Midland: Yes 4
No 3

BONDING PROPOSAL

Shall the School District of the City of Bay City, Bay and Saginaw Counties, Michigan, borrow the sum of not to exceed Sixty-Eight Million Eight Hundred Thousand Dollars (\$68,800,000) and issue its general obligation unlimited tax bonds therefor, for the purpose of:

remodeling all or portions of Central High School, Western High/Middle School, Handy Middle School and Kolb, Lindsay, MacGregor, MacKensen, McAlear-Sawden and Washington Elementary Schools; erecting, equipping and furnishing additions to Central High School, Western High/Middle School and Handy Middle School; and developing and improving the sites?

The following is for informational purposes only:

The estimated millage that will be levied for the proposed bonds in 2006, under current law, is 1.81 mills (\$1.81 on each \$1,000 of taxable valuation). The maximum number of years the bonds may be outstanding, exclusive of any refunding, will not exceed thirty (30) years. The estimated simple average annual millage anticipated to be required to retire this bond debt is 1.63 mills (\$1.63 on each \$1,000 of taxable valuation).

(Pursuant to State law, expenditure of bond proceeds must be audited, and the proceeds cannot be used for repair or maintenance costs, teacher, administrator or employee salaries, or other operating expenses.)

RUN DATE:11/15/05 09:08 AM

REPORT-EL30A PAGE 0001-01

0001 CITY OF AUBURN

	TOTAL VOTES	%	ELECTION DAY	ABSENTEE VOTE
REGISTERED VOTERS - TOTAL	1,475			
BALLOTS CAST - TOTAL.	653		653	0
VOTER TURNOUT - TOTAL		44.27		

MAYOR AUBURN

VOTE FOR NOT MORE THAN 1				
DANIEL ESCHENBACHER	277	43.08	277	0
JOHN D. McNALLY	360	55.99	360	0
WRITE-IN.	6	.93	6	0

CITY COMMISSIONER AUBURN

VOTE FOR NOT MORE THAN 3				
GLEN ESCHENBACHER.	308	19.51	308	0
RICHARD FLETCHER	370	23.43	370	0
SANDRA M. HENNING.	309	19.57	309	0
ANN MACHELSKI	430	27.23	430	0
WRITE-IN.	162	10.26	162	0

Write-in candidate Thomas Kehrer qualified as a write-in candidate under MCLA 168.582. He received 0 15 votes.
 0 Write in candidate James Dominowski qualified as a write-in candidate under MCLA 168.582. He received 0 138 votes.

BAY CITY SCHOOLS BOND PROPOSAL 11-05 BAY CITY PUBLIC SCHOOLS

VOTE FOR NOT MORE THAN 1				
YES	321	50.87	321	0
NO.	310	49.13	310	0

RUN DATE:11/15/05 09:08 AM

REPORT-EL30A PAGE 0002-01

0002 BAY CITY WARD 1, PCT 1

	TOTAL VOTES	%	ELECTION DAY ABSENTEE VOTE	
REGISTERED VOTERS - TOTAL	851			
BALLOTS CAST - TOTAL.	118		72	46
VOTER TURNOUT - TOTAL		13.87		

CITY COMMISSIONER WARD 1

VOTE FOR NOT MORE THAN 1

CHRISTOPHER SHANNON	92	96.84	54	38
WRITE-IN.	3	3.16	3	0

BAY CITY SCHOOLS BOND PROPOSAL 11-05 BAY CITY PUBLIC

SCHOOLS

VOTE FOR NOT MORE THAN 1

YES	80	68.38	48	32
NO.	37	31.62	24	13

RUN DATE:11/15/05 09:08 AM

REPORT-EL30A PAGE 0003-01

0003 BAY CITY WARD 1, PCT 2

	TOTAL VOTES	%	ELECTION DAY ABSENTEE VOTE	
REGISTERED VOTERS - TOTAL	938			
BALLOTS CAST - TOTAL.	178		149	29
VOTER TURNOUT - TOTAL		18.98		

CITY COMMISSIONER WARD 1

VOTE FOR NOT MORE THAN 1

CHRISTOPHER SHANNON	138	99.28	115	23
WRITE-IN.	1	.72	0	1

BAY CITY SCHOOLS BOND PROPOSAL 11-05 BAY CITY PUBLIC SCHOOLS

VOTE FOR NOT MORE THAN 1

YES	97	54.49	88	9
NO.	81	45.51	61	20

RUN DATE:11/15/05 09:08 AM

REPORT-EL30A PAGE 0004-01

0004 BAY CITY WARD 1, PCT 3

	TOTAL VOTES	%	ELECTION DAY ABSENTEE VOTE	
REGISTERED VOTERS - TOTAL	867			
BALLOTS CAST - TOTAL.	209		152	57
VOTER TURNOUT - TOTAL		24.11		

CITY COMMISSIONER WARD 1

VOTE FOR NOT MORE THAN 1

CHRISTOPHER SHANNON	168	97.11	120	48
WRITE-IN.	5	2.89	5	0

BAY CITY SCHOOLS BOND PROPOSAL 11-05 BAY CITY PUBLIC SCHOOLS

VOTE FOR NOT MORE THAN 1

YES	88	42.93	73	15
NO.	117	57.07	79	38

RUN DATE:11/15/05 09:08 AM

REPORT-EL30A PAGE 0005-01

0005 BAY CITY WARD 2, PCT 1

	TOTAL VOTES	%	ELECTION DAY ABSENTEE VOTE	
REGISTERED VOTERS - TOTAL	815			
BALLOTS CAST - TOTAL.	100		82	18
VOTER TURNOUT - TOTAL		12.27		

BAY CITY SCHOOLS BOND PROPOSAL 11-05 BAY CITY PUBLIC SCHOOLS

VOTE FOR NOT MORE THAN 1

YES	57	57.58	45	12
NO.	42	42.42	36	6

RUN DATE:11/15/05 09:08 AM

REPORT-EL30A PAGE 0006-01

0006 BAY CITY WARD 2, PCT 2

	TOTAL VOTES	%	ELECTION DAY ABSENTEE VOTE	
REGISTERED VOTERS - TOTAL	1,086			
BALLOTS CAST - TOTAL.	291		238	53
VOTER TURNOUT - TOTAL		26.80		

BAY CITY SCHOOLS BOND PROPOSAL 11-05 BAY CITY PUBLIC SCHOOLS

VOTE FOR NOT MORE THAN 1				
YES	172	59.11	146	26
NO.	119	40.89	92	27

RUN DATE:11/15/05 09:08 AM

REPORT-EL30A PAGE 0007-01

0007 BAY CITY WARD 2, PCT 3

	TOTAL VOTES	%	ELECTION DAY ABSENTEE VOTE	
REGISTERED VOTERS - TOTAL	785			
BALLOTS CAST - TOTAL.	318		257	61
VOTER TURNOUT - TOTAL		40.51		

BAY CITY SCHOOLS BOND PROPOSAL 11-05 BAY CITY PUBLIC SCHOOLS

VOTE FOR NOT MORE THAN 1

YES	235	74.13	199	36
NO.	82	25.87	58	24

RUN DATE:11/15/05 09:08 AM

REPORT-EL30A PAGE 0008-01

0008 BAY CITY WARD 3, PCT 1

	TOTAL VOTES	%	ELECTION DAY ABSENTEE VOTE	
REGISTERED VOTERS - TOTAL	917			
BALLOTS CAST - TOTAL.	126		68	58
VOTER TURNOUT - TOTAL		13.74		

CITY COMMISSIONER WARD 3

VOTE FOR NOT MORE THAN 1

DENNIS W. BANASZAK	61	49.19	32	29
WENDY LEGNER	63	50.81	34	29
WRITE-IN.	0		0	0

BAY CITY SCHOOLS BOND PROPOSAL 11-05 BAY CITY PUBLIC

SCHOOLS

VOTE FOR NOT MORE THAN 1

YES	47	39.17	26	21
NO.	73	60.83	41	32

RUN DATE:11/15/05 09:08 AM

REPORT-EL30A PAGE 0009-01

0009 BAY CITY WARD 3, PCT 2

	TOTAL VOTES	%	ELECTION DAY ABSENTEE VOTE	
REGISTERED VOTERS - TOTAL	879			
BALLOTS CAST - TOTAL.	109		85	24
VOTER TURNOUT - TOTAL		12.40		

CITY COMMISSIONER WARD 3

VOTE FOR NOT MORE THAN 1

	TOTAL VOTES	%	ELECTION DAY ABSENTEE VOTE	
DENNIS W. BANASZAK	52	49.52	44	8
WENDY LEGNER	53	50.48	40	13
WRITE-IN.	0		0	0

BAY CITY SCHOOLS BOND PROPOSAL 11-05 BAY CITY PUBLIC

SCHOOLS

VOTE FOR NOT MORE THAN 1

	TOTAL VOTES	%	ELECTION DAY ABSENTEE VOTE	
YES	48	45.71	41	7
NO.	57	54.29	42	15

RUN DATE:11/15/05 09:08 AM

REPORT-EL30A PAGE 0010-01

0010 BAY CITY WARD 3, PCT 3

	TOTAL VOTES	%	ELECTION DAY ABSENTEE VOTE	
REGISTERED VOTERS - TOTAL	866			
BALLOTS CAST - TOTAL.	208		158	50
VOTER TURNOUT - TOTAL		24.02		

CITY COMMISSIONER WARD 3

VOTE FOR NOT MORE THAN 1

DENNIS W. BANASZAK	96	47.52	71	25
WENDY LEGNER	106	52.48	83	23
WRITE-IN.	0		0	0

BAY CITY SCHOOLS BOND PROPOSAL 11-05 BAY CITY PUBLIC

SCHOOLS

VOTE FOR NOT MORE THAN 1

YES	117	56.52	99	18
NO.	90	43.48	58	32

RUN DATE:11/15/05 09:08 AM

REPORT-EL30A PAGE 0011-01

0011 BAY CITY WARD 4, PCT 1

	TOTAL VOTES	%	ELECTION DAY ABSENTEE VOTE	
REGISTERED VOTERS - TOTAL	878			
BALLOTS CAST - TOTAL.	105		80	25
VOTER TURNOUT - TOTAL		11.96		

BAY CITY SCHOOLS BOND PROPOSAL 11-05 BAY CITY PUBLIC SCHOOLS

VOTE FOR NOT MORE THAN 1

YES	47	44.76	39	8
NO.	58	55.24	41	17

RUN DATE:11/15/05 09:08 AM

REPORT-EL30A PAGE 0012-01

0012 BAY CITY WARD 4, PCT 2

	TOTAL VOTES	%	ELECTION DAY ABSENTEE VOTE	
REGISTERED VOTERS - TOTAL	896			
BALLOTS CAST - TOTAL.	124		69	55
VOTER TURNOUT - TOTAL		13.84		

BAY CITY SCHOOLS BOND PROPOSAL 11-05 BAY CITY PUBLIC SCHOOLS

VOTE FOR NOT MORE THAN 1

YES	39	31.45	25	14
NO.	85	68.55	44	41

RUN DATE:11/15/05 09:08 AM

REPORT-EL30A PAGE 0013-01

0013 BAY CITY WARD 4, PCT 3

	TOTAL VOTES	%	ELECTION DAY ABSENTEE VOTE	
REGISTERED VOTERS - TOTAL	1,028			
BALLOTS CAST - TOTAL.	220		125	95
VOTER TURNOUT - TOTAL		21.40		

BAY CITY SCHOOLS BOND PROPOSAL 11-05 BAY CITY PUBLIC SCHOOLS

VOTE FOR NOT MORE THAN 1

YES	78	35.45	56	22
NO.	142	64.55	69	73

RUN DATE:11/15/05 09:08 AM

REPORT-EL30A PAGE 0014-01

0014 BAY CITY WARD 5, PCT 1

	TOTAL VOTES	%	ELECTION DAY ABSENTEE VOTE	
REGISTERED VOTERS - TOTAL	1,115			
BALLOTS CAST - TOTAL.	312		174	138
VOTER TURNOUT - TOTAL		27.98		

CITY COMMISSIONER WARD 5
VOTE FOR NOT MORE THAN 1

MARYJANE GORNEY	233	95.49	125	108
WRITE-IN.	11	4.51	7	4

BAY CITY SCHOOLS BOND PROPOSAL 11-05 BAY CITY PUBLIC
SCHOOLS

VOTE FOR NOT MORE THAN 1

YES	113	37.05	86	27
NO.	192	62.95	88	104

RUN DATE:11/15/05 09:08 AM

REPORT-EL30A PAGE 0017-01

0017 BAY CITY WARD 6, PCT 1

	TOTAL VOTES	%	ELECTION DAY ABSENTEE VOTE	
REGISTERED VOTERS - TOTAL	746			
BALLOTS CAST - TOTAL.	182		111	71
VOTER TURNOUT - TOTAL		24.40		

BAY CITY SCHOOLS BOND PROPOSAL 11-05 BAY CITY PUBLIC SCHOOLS

VOTE FOR NOT MORE THAN 1

YES	93	51.10	63	30
NO.	89	48.90	48	41

RUN DATE:11/15/05 09:08 AM

REPORT-EL30A PAGE 0018-01

0018 BAY CITY WARD 6, PCT 2

	TOTAL VOTES	%	ELECTION DAY	ABSENTEE VOTE
REGISTERED VOTERS - TOTAL	990			
BALLOTS CAST - TOTAL.	145		116	29
VOTER TURNOUT - TOTAL		14.65		

BAY CITY SCHOOLS BOND PROPOSAL 11-05 BAY CITY PUBLIC SCHOOLS

VOTE FOR NOT MORE THAN 1

YES	56	38.62	52	4
NO.	89	61.38	64	25

RUN DATE:11/15/05 09:08 AM

REPORT-EL30A PAGE 0019-01

0019 BAY CITY WARD 6, PCT 3

	TOTAL VOTES	%	ELECTION DAY ABSENTEE VOTE	
REGISTERED VOTERS - TOTAL	1,025			
BALLOTS CAST - TOTAL.	177		127	50
VOTER TURNOUT - TOTAL		17.27		

BAY CITY SCHOOLS BOND PROPOSAL 11-05 BAY CITY PUBLIC SCHOOLS

VOTE FOR NOT MORE THAN 1

YES	62	35.03	52	10
NO.	115	64.97	75	40

RUN DATE:11/15/05 09:08 AM

REPORT-EL30A PAGE 0020-01

0020 BAY CITY WARD 7, PCT 1

	TOTAL VOTES	%	ELECTION DAY ABSENTEE VOTE	
REGISTERED VOTERS - TOTAL	845			
BALLOTS CAST - TOTAL.	130		85	45
VOTER TURNOUT - TOTAL		15.38		

CITY COMMISSIONER WARD 7

VOTE FOR NOT MORE THAN 1

MARIE T. KURZER	108	95.58	72	36
WRITE-IN.	5	4.42	2	3

BAY CITY SCHOOLS BOND PROPOSAL 11-05 BAY CITY PUBLIC

SCHOOLS

VOTE FOR NOT MORE THAN 1

YES	67	51.94	40	27
NO.	62	48.06	45	17

RUN DATE:11/15/05 09:08 AM

REPORT-EL30A PAGE 0025-01

0025 BAY CITY WARD 8, PCT 3

	TOTAL VOTES	%	ELECTION DAY ABSENTEE VOTE	
REGISTERED VOTERS - TOTAL	973			
BALLOTS CAST - TOTAL.	237		183	54
VOTER TURNOUT - TOTAL		24.36		

BAY CITY SCHOOLS BOND PROPOSAL 11-05 BAY CITY PUBLIC SCHOOLS

VOTE FOR NOT MORE THAN 1

YES	142	59.92	118	24
NO.	95	40.08	65	30

RUN DATE:11/15/05 09:08 AM

REPORT-EL30A PAGE 0026-01

0026 BAY CITY WARD 9, PCT 1

	TOTAL VOTES	%	ELECTION DAY ABSENTEE VOTE	
REGISTERED VOTERS - TOTAL	942			
BALLOTS CAST - TOTAL.	215		154	61
VOTER TURNOUT - TOTAL		22.82		

CITY COMMISSIONER WARD 9

VOTE FOR NOT MORE THAN 1

CHARLES M. BRUNNER	163	95.88	113	50
WRITE-IN.	7	4.12	6	1

BAY CITY SCHOOLS BOND PROPOSAL 11-05 BAY CITY PUBLIC SCHOOLS

VOTE FOR NOT MORE THAN 1

YES	84	39.07	70	14
NO.	131	60.93	84	47

RUN DATE:11/15/05 09:08 AM

REPORT-EL30A PAGE 0027-01

0027 BAY CITY WARD 9, PCT 2

	TOTAL VOTES	%	ELECTION DAY ABSENTEE VOTE	
REGISTERED VOTERS - TOTAL	888			
BALLOTS CAST - TOTAL.	184		126	58
VOTER TURNOUT - TOTAL		20.72		

CITY COMMISSIONER WARD 9

VOTE FOR NOT MORE THAN 1

CHARLES M. BRUNNER	154	98.09	102	52
WRITE-IN.	3	1.91	2	1

BAY CITY SCHOOLS BOND PROPOSAL 11-05 BAY CITY PUBLIC

SCHOOLS

VOTE FOR NOT MORE THAN 1

YES	89	49.44	72	17
NO.	91	50.56	53	38

RUN DATE:11/15/05 09:08 AM

REPORT-EL30A PAGE 0028-01

0028 BAY CITY WARD 9, PCT 3

	TOTAL VOTES	%	ELECTION DAY ABSENTEE VOTE	
REGISTERED VOTERS - TOTAL	934			
BALLOTS CAST - TOTAL	220		159	61
VOTER TURNOUT - TOTAL		23.55		

CITY COMMISSIONER WARD 9

VOTE FOR NOT MORE THAN 1

CHARLES M. BRUNNER	183	98.92	132	51
WRITE-IN.	2	1.08	2	0

BAY CITY SCHOOLS BOND PROPOSAL 11-05 BAY CITY PUBLIC SCHOOLS

VOTE FOR NOT MORE THAN 1

YES	86	39.45	67	19
NO.	132	60.55	91	41

RUN DATE:11/15/05 09:08 AM

REPORT-EL30A PAGE 0032-01

0032 CITY OF PINCONNING

	TOTAL VOTES	%	ELECTION DAY	ABSENTEE VOTE
REGISTERED VOTERS - TOTAL	888			
BALLOTS CAST - TOTAL.	453		453	0
VOTER TURNOUT - TOTAL		51.01		

MAYOR PINCONNING

VOTE FOR NOT MORE THAN 1

MICHAEL J. DURANCZYK.	214	51.57	214	0	Write-in candidate Linda Ann Byrne qualified as a write-in candidate under MCLA 168.582. She received 201 votes.
WRITE-IN.	201	48.43	201	0	

CITY COUNCIL MEMBER PINCONNING

VOTE FOR NOT MORE THAN 3

ROBERT K. HALL.	304	36.71	304	0
TONY PAWELSKI	221	26.69	221	0
LARRY SHUTE.	299	36.11	299	0
WRITE-IN.	4	.48	4	0

PINCONNING SCHOOLS BOND PROPOSAL PINCONNING AREA SCHOOLS

VOTE FOR NOT MORE THAN 1

YES	280	62.92	280	0
NO.	165	37.08	165	0

RUN DATE:11/15/05 09:08 AM

REPORT-EL30A PAGE 0041-01

0041 BEAVER TWP

	TOTAL VOTES	%	ELECTION DAY ABSENTEE VOTE	
REGISTERED VOTERS - TOTAL	1,858			
BALLOTS CAST - TOTAL	505		505	0
VOTER TURNOUT - TOTAL		27.18		

BAY CITY SCHOOLS BOND PROPOSAL 11-05 BAY CITY PUBLIC SCHOOLS

VOTE FOR NOT MORE THAN 1				
YES	172	36.67	172	0
NO.	297	63.33	297	0

PINCONNING SCHOOLS BOND PROPOSAL PINCONNING AREA SCHOOLS

VOTE FOR NOT MORE THAN 1				
YES	16	44.44	16	0
NO.	20	55.56	20	0

RUN DATE:11/15/05 09:08 AM

REPORT-EL30A PAGE 0044-01

0044 FRANKENLUST TWP

	TOTAL VOTES	%	ELECTION DAY	ABSENTEE VOTE
REGISTERED VOTERS - TOTAL	2,311			
BALLOTS CAST - TOTAL	609		609	0
VOTER TURNOUT - TOTAL		26.35		

BAY CITY SCHOOLS BOND PROPOSAL 11-05 BAY CITY PUBLIC SCHOOLS

VOTE FOR NOT MORE THAN 1

YES	333	54.95	333	0
NO.	273	45.05	273	0

RUN DATE:11/15/05 09:08 AM

REPORT-EL30A PAGE 0047-01

0047 GARFIELD TOWNSHIP

	TOTAL VOTES	%	ELECTION DAY ABSENTEE VOTE	
REGISTERED VOTERS - TOTAL	1,328			
BALLOTS CAST - TOTAL	610		610	0
VOTER TURNOUT - TOTAL		45.93		

PINCONNING SCHOOLS BOND PROPOSAL PINCONNING AREA SCHOOLS

VOTE FOR NOT MORE THAN 1

YES	209	34.26	209	0
NO.	401	65.74	401	0

RUN DATE:11/15/05 09:08 AM

REPORT-EL30A PAGE 0048-01

0048 GIBSON TOWNSHIP

	TOTAL VOTES	%	ELECTION DAY	ABSENTEE VOTE
REGISTERED VOTERS - TOTAL	486			
BALLOTS CAST - TOTAL.	332		332	0
VOTER TURNOUT - TOTAL		68.31		

PINCONNING SCHOOLS BOND PROPOSAL PINCONNING AREA SCHOOLS

VOTE FOR NOT MORE THAN 1

YES	103	31.02	103	0
NO.	229	68.98	229	0

TOTALS INCLUDE Bentley Township: Yes 72
 No 180

RUN DATE:11/15/05 09:08 AM

REPORT-EL30A PAGE 0059-01

0059 MERRITT TOWNSHIP

	TOTAL VOTES	%	ELECTION DAY ABSENTEE VOTE	
REGISTERED VOTERS - TOTAL	899			
BALLOTS CAST - TOTAL	233		233	0
VOTER TURNOUT - TOTAL		25.92		

BAY CITY SCHOOLS BOND PROPOSAL 11-05 BAY CITY PUBLIC SCHOOLS

VOTE FOR NOT MORE THAN 1				
YES	109	47.19	109	0
NO.	122	52.81	122	0

RUN DATE:11/15/05 09:08 AM

REPORT-EL30A PAGE 0066-01

0066 MT. FOREST TOWNSHIP

	TOTAL VOTES	%	ELECTION DAY	ABSENTEE VOTE
REGISTERED VOTERS - TOTAL	1,030			
BALLOTS CAST - TOTAL	496		496	0
VOTER TURNOUT - TOTAL		48.16		

PINCONNING SCHOOLS BOND PROPOSAL PINCONNING AREA SCHOOLS

VOTE FOR NOT MORE THAN 1

YES	164	33.06	164	0
NO.	332	66.94	332	0

RUN DATE:11/15/05 09:08 AM

REPORT-EL30A PAGE 0067-01

0067 PINCONNING TWP

	TOTAL VOTES	%	ELECTION DAY	ABSENTEE VOTE
REGISTERED VOTERS - TOTAL	1,827			
BALLOTS CAST - TOTAL.	947		947	0
VOTER TURNOUT - TOTAL		51.83		

PINCONNING SCHOOLS BOND PROPOSAL PINCONNING AREA SCHOOLS

VOTE FOR NOT MORE THAN 1

YES	479	50.58	479	0
NO.	468	49.42	468	0

RUN DATE:11/15/05 09:08 AM

REPORT-EL30A PAGE 0082-01

0082 MONITOR TWP AV

	TOTAL VOTES	%	ELECTION DAY ABSENTEE VOTE	
REGISTERED VOTERS - TOTAL	0			
BALLOTS CAST - TOTAL.	674		0	674

BAY CITY SCHOOLS BOND PROPOSAL 11-05 BAY CITY PUBLIC SCHOOLS

VOTE FOR NOT MORE THAN 1

YES	269	40.21	0	269
NO.	400	59.79	0	400

RUN DATE:11/15/05 09:08 AM

REPORT-EL30A PAGE 0090-01

0090 BAY CITY WARD 5, PCT 2&3

	TOTAL VOTES	%	ELECTION DAY ABSENTEE VOTE	
REGISTERED VOTERS - TOTAL	1,773			
BALLOTS CAST - TOTAL.	522		342	180
VOTER TURNOUT - TOTAL		29.44		

CITY COMMISSIONER WARD 5

VOTE FOR NOT MORE THAN 1

MARYJANE GORNEY	391	97.99	248	143
WRITE-IN.	8	2.01	5	3

BAY CITY SCHOOLS BOND PROPOSAL 11-05 BAY CITY PUBLIC

SCHOOLS

VOTE FOR NOT MORE THAN 1

YES	175	34.05	138	37
NO.	339	65.95	201	138

RUN DATE:11/15/05 09:08 AM

REPORT-EL30A PAGE 0091-01

0091 BAY CITY WARD 7, PCT 2&3

	TOTAL VOTES	%	ELECTION DAY ABSENTEE VOTE	
REGISTERED VOTERS - TOTAL	1,874			
BALLOTS CAST - TOTAL.	476		331	145
VOTER TURNOUT - TOTAL		25.40		

CITY COMMISSIONER WARD 7

VOTE FOR NOT MORE THAN 1

MARIE T. KURZER	356	97.00	241	115
WRITE-IN.	11	3.00	9	2

BAY CITY SCHOOLS BOND PROPOSAL 11-05 BAY CITY PUBLIC SCHOOLS

VOTE FOR NOT MORE THAN 1

YES	213	45.22	167	46
NO.	258	54.78	164	94

RUN DATE:11/15/05 09:08 AM

REPORT-EL30A PAGE 0092-01

0092 BAY CITY WARD 8, PCT 1&2

	TOTAL VOTES	%	ELECTION DAY ABSENTEE VOTE	
REGISTERED VOTERS - TOTAL	1,672			
BALLOTS CAST - TOTAL.	270		191	79
VOTER TURNOUT - TOTAL		16.15		

BAY CITY SCHOOLS BOND PROPOSAL 11-05 BAY CITY PUBLIC SCHOOLS

VOTE FOR NOT MORE THAN 1

YES	135	50.19	99	36
NO.	134	49.81	92	42

RUN DATE:11/15/05 09:08 AM

REPORT-EL30A PAGE 0093-01

0093 CITY OF ESSEXVILLE 1 & 2

	TOTAL VOTES	%	ELECTION DAY ABSENTEE VOTE	
REGISTERED VOTERS - TOTAL	2,695			
BALLOTS CAST - TOTAL.	353		353	0
VOTER TURNOUT - TOTAL		13.10		

CITY COUNCIL MEMBER ESSEXVILLE

VOTE FOR NOT MORE THAN 2

RONALD GRAHAM	292	48.99	292	0
WILLIAM HYDORN.	297	49.83	297	0
WRITE-IN.	7	1.17	7	0

RUN DATE:11/15/05 09:08 AM

REPORT-EL30A PAGE 0094-01

0094 FRASER TWP, PCT 1 & 2

	TOTAL VOTES	%	ELECTION DAY	ABSENTEE VOTE
REGISTERED VOTERS - TOTAL	2,448			
BALLOTS CAST - TOTAL	1,116		1,116	0
VOTER TURNOUT - TOTAL		45.59		

PINCONNING SCHOOLS BOND PROPOSAL PINCONNING AREA SCHOOLS

VOTE FOR NOT MORE THAN 1

YES	542	48.65	542	0
NO.	572	51.35	572	0

RUN DATE:11/15/05 09:08 AM

REPORT-EL30A PAGE 0095-01

0095 HAMPTON TWP. PRECINCT 3

	TOTAL VOTES	%	ELECTION DAY	ABSENTEE VOTE
REGISTERED VOTERS - TOTAL	1,428			
BALLOTS CAST - TOTAL.	366		366	0
VOTER TURNOUT - TOTAL		25.63		

BAY CITY SCHOOLS BOND PROPOSAL 11-05 BAY CITY PUBLIC
SCHOOLS

VOTE FOR NOT MORE THAN 1				
YES	141	38.95	141	0
NO.	221	61.05	221	0

RUN DATE:11/15/05 09:08 AM

REPORT-EL30A PAGE 0096-01

0096 HAMPTON TOWNSHIP, PCT 4&6

	TOTAL VOTES	%	ELECTION DAY ABSENTEE VOTE	
REGISTERED VOTERS - TOTAL	1,768			
BALLOTS CAST - TOTAL.	385		385	0
VOTER TURNOUT - TOTAL		21.78		

BAY CITY SCHOOLS BOND PROPOSAL 11-05 BAY CITY PUBLIC SCHOOLS

VOTE FOR NOT MORE THAN 1

YES	174	45.31	174	0
NO.	210	54.69	210	0

RUN DATE:11/15/05 09:08 AM

REPORT-EL30A PAGE 0097-01

0097 KAWKAWLIN TWP, PCT. 1 & 2

	TOTAL VOTES	%	ELECTION DAY ABSENTEE VOTE	
REGISTERED VOTERS - TOTAL	3,125			
BALLOTS CAST - TOTAL.	748		748	0
VOTER TURNOUT - TOTAL		23.94		

BAY CITY SCHOOLS BOND PROPOSAL 11-05 BAY CITY PUBLIC SCHOOLS

VOTE FOR NOT MORE THAN 1

YES	297	39.76	297	0
NO.	450	60.24	450	0

RUN DATE:11/15/05 09:08 AM

REPORT-EL30A PAGE 0098-01

0098 KAWKAWLIN TWP, PCT. 2

	TOTAL VOTES	%	ELECTION DAY	ABSENTEE VOTE
REGISTERED VOTERS - TOTAL	504			
BALLOTS CAST - TOTAL	191		191	0
VOTER TURNOUT - TOTAL		37.90		

PINCONNING SCHOOLS BOND PROPOSAL PINCONNING AREA SCHOOLS

VOTE FOR NOT MORE THAN 1

YES	98	51.58	98	0
NO.	92	48.42	92	0

RUN DATE:11/15/05 09:08 AM

REPORT-EL30A PAGE 0099-01

0099 MONITOR TOWNSHIP, PCT 1&6

	TOTAL VOTES	%	ELECTION DAY	ABSENTEE VOTE
REGISTERED VOTERS - TOTAL	2,088			
BALLOTS CAST - TOTAL	311		311	0
VOTER TURNOUT - TOTAL		14.89		

BAY CITY SCHOOLS BOND PROPOSAL 11-05 BAY CITY PUBLIC SCHOOLS

VOTE FOR NOT MORE THAN 1

YES	171	54.98	171	0
NO.	140	45.02	140	0

RUN DATE:11/15/05 09:08 AM

REPORT-EL30A PAGE 0100-01

0100 MONITOR TOWNSHIP, PCT 2&4

	TOTAL VOTES	%	ELECTION DAY	ABSENTEE VOTE
REGISTERED VOTERS - TOTAL	3,164			
BALLOTS CAST - TOTAL.	634		634	0
VOTER TURNOUT - TOTAL		20.04		

BAY CITY SCHOOLS BOND PROPOSAL 11-05 BAY CITY PUBLIC SCHOOLS

VOTE FOR NOT MORE THAN 1				
YES	360	56.78	360	0
NO.	274	43.22	274	0

RUN DATE:11/15/05 09:08 AM

REPORT-EL30A PAGE 0101-01

0101 MONITOR TOWNSHIP, PCT 3&5

	TOTAL VOTES	%	ELECTION DAY	ABSENTEE VOTE
REGISTERED VOTERS - TOTAL	2,943			
BALLOTS CAST - TOTAL	647		647	0
VOTER TURNOUT - TOTAL		21.98		

BAY CITY SCHOOLS BOND PROPOSAL 11-05 BAY CITY PUBLIC SCHOOLS

VOTE FOR NOT MORE THAN 1

YES	321	49.61	321	0
NO.	326	50.39	326	0

RUN DATE:11/15/05 09:08 AM

REPORT-EL30A PAGE 0102-01

0102 PORTSMOUTH TWP, PCT 1-2-3

	TOTAL VOTES	%	ELECTION DAY	ABSENTEE VOTE
REGISTERED VOTERS - TOTAL	2,903			
BALLOTS CAST - TOTAL.	732		732	0
VOTER TURNOUT - TOTAL		25.22		

BAY CITY SCHOOLS BOND PROPOSAL 11-05 BAY CITY PUBLIC SCHOOLS

VOTE FOR NOT MORE THAN 1

YES	292	39.89	292	0
NO.	440	60.11	440	0

RUN DATE:11/15/05 09:08 AM

REPORT-EL30A PAGE 0103-01

0103 WILLIAMS TWP, PCT. 1-2-3

	TOTAL VOTES	%	ELECTION DAY ABSENTEE VOTE	
REGISTERED VOTERS - TOTAL	3,483			
BALLOTS CAST - TOTAL.	906		701	205
VOTER TURNOUT - TOTAL		26.01		

BAY CITY SCHOOLS BOND PROPOSAL 11-05 BAY CITY PUBLIC SCHOOLS


VOTE FOR NOT MORE THAN 1				
YES	430	47.72	358	72
NO.	471	52.28	343	128

TOTALS INCLUDE City of Midland: Yes 4
No 3


WE THE UNDERSIGNED DO HEREBY CERTIFY
THE ABOVE RESULTS TO BE A TRUE AND
ACCURATE ACCOUNT OF THE ELECTION
HELD ON TUESDAY NOVEMBER 8, 2005.




Donald C. Chevalier, Chairman



Matthew Lance, Board Member



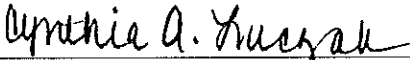
Walter Wozniak, Jr., Board Member



Janice Pierson, Board Member

DATED: November 10, 2005

A TRUE COPY ATTEST:



Cynthia A. Luczak, Clerk of the County of Bay,
State of Michigan